



FRANCFORT
TL-1900/S

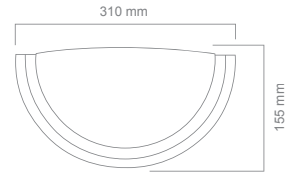
LUM. PARED DOBLE BISEL

MATERIA PRIMA / Lámina de acero
TERMINADO / Satinado
PANTALLA / Cristal opalino



E26

N
NUEVO

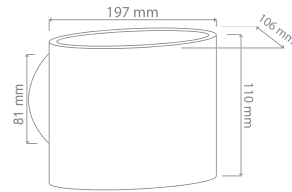
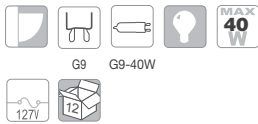


FLORENCIA

TL-1870/OP

LUM. PARED RECTANGULAR

MATERIA PRIMA / Lámina de acero
TERMINADO / Satinado
PANTALLA / Cristal opalino

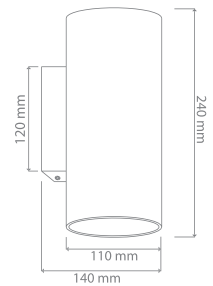
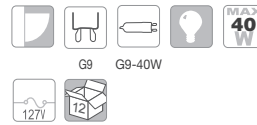


FEZ

TL-1890/OP

LUM. PARED CILINDRO PEQUEÑO

MATERIA PRIMA / Lámina de acero
TERMINADO / Satinado
PANTALLA / Cristal opalino

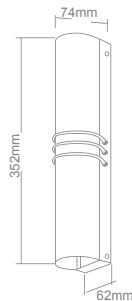


FANO

TL-1800/S

LUM. PARED TUBULAR C / ANILLOS SATÍN

MATERIA PRIMA / Lámina de acero
TERMINADO / Satinado
PANTALLA / Cristal opalino



FERRATA

TL-1805/OP

LUM. PARED CILINDRO

MATERIA PRIMA / Lámina de acero
PANTALLA / Cristal opalino

